

MSO-CRE-PPT-107-120921-S

MSO | **HOLDINGS**

Working Instructions:
Aplicación de Ancilares
CREDENTIALING TEAM

La información contenida es privilegiada y confidencial y es para uso exclusivo del destinatario. Si usted recibe la misma por error, no está autorizado a utilizar, distribuir o fotocopiar la misma. Favor de notificar inmediatamente al remitente al 1-866-676-6060 para coordinar la devolución de los documentos.

Tabla de contenido

- Puntos importantes
- ¿Cómo se realiza el proceso?



www.mso-pr.com



PO BOX 71500 SAN JUAN PR 00936

M&O
HOLDINGS

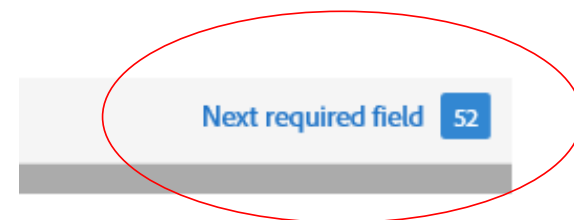
Puntos importantes

- Si la aplicación se cierra antes de enviar la información, esta no se guardará. Algunas razones probables:
 - El *time-out system* cierra la aplicación tras 15 minutos de inactividad.
 - Conexión inestable de internet
- Asegúrese de buscar los requisitos (bajo la opción de **aplicaciones**) para saber cuáles documentos necesita antes de comenzar el proceso.
- Tener todas las credenciales disponibles antes de comenzar el mismo.
- Antes de comenzar, confirme que llenó la aplicación de facilidad y **no** la de proveedor.
- La aplicación irá llenando los encasillados según usted vaya completando el documento.



Puntos importantes

- Si no aparece la opción de *Click to sign* al llegar al final de la aplicación, significa que no se ha llenado en su totalidad.
 - En la parte superior derecha, aparece un botón que le indicará los errores en la aplicación para solucionarlos de manera rápida.
- Al pulsar *click to sign*, la aplicación **no** se enviará; primero tiene que verificar un correo electrónico que Adobe le enviará para completar el proceso.
- La aplicación debe firmarse a nombre del dueño o administrador (pagina 8).
- El proceso de completar la aplicación toma de 20 a 30 minutos.



Form will be returned if section is not filled out.

Applicant Signature: * Click here to sign	Date: Jul 16, 2021
Authorized Name*	Title Print:
If you need to verify the documents in your file, or you wish to check on the status of your application, feel free to contact our Credentialing Department at credentialinghelpdesk@mso-pr.com	Please mail application to the following address: Credentialing Department PO Box 71500 San Juan, PR 00936 Fax: 787-625-3374

Puntos importantes

- La aplicación cuenta con un marcador que le indica cuál es el siguiente paso al llenar la aplicación.
- Cualquier información ingresada incorrectamente será resaltada e incluirá una nota que explica el error.
- Para anejar un documento, presione *Click to Attach* y seleccione el documento requerido. Este se anejará a la aplicación.

Provider Identification & Demographic Data:

(1) Provider Name:	
(2) Rendering NPI Number:	
(3) Billing NPI Number:	* Referre
(4) Tax ID Number:	
(5) Email:	
(6) Specialty:	* Select...

Certificado de Incorporación

(126) Attach Document: * Click to Attach Copy of Fil...

Please check this box if not apply

SARAFS/ Departamento de

(127) License Number: * (128) From Date: *

(130) Attach Document: * Click to Attach Copy of Fil...

Please check this box if not apply

DEA

(131) License Number: * (132) From Date: *

(134) Attach Document: * Click to Attach Copy of Fi...

¿Cómo se realiza el proceso?

- ✓ Visite este enlace: <https://www.mso-pr.com/solicitudes/#>
- ✓ Abajo, busque la opción de **Ver Requisitos** y escoja la opción que le corresponda.
- ✓ Se abrirá una ventana nueva con los requisitos de su campo. Asegúrese de leer y tener los documentos requeridos antes de comenzar el proceso.
- ✓ Para comenzar, tendrá que volver a la ventana previa y desplazarse hacia arriba hasta llegar a la opción de **Solicite como Facilidad**.

Conozca los requisitos de credencialización que aplican a usted.

VER REQUISITOS

Requisitos de Credencialización

Coteje los requisitos de credenciales para Médicos Primarios, Especialistas, Facilidades, Farmacias y DME.

Ambulancias	📄
Centros de Cirugía Ambulatoria	📄
Centros de Vacunación	📄
Centros Radiológicos	📄
Compañías de Equipo Médico Duradero	📄
Compañías de Transporte No Emergente	📄
Dentistas	📄
Farmacias Especializadas	📄

Formularios para Nuevos Proveedores y Recredencialización

Si usted desea formar parte de nuestra Red de Proveedores por favor provea la información requerida en nuestro formulario según le aplique.
Si es un proveedor que va a recredencializarse con MSO, debe completar los mismos documentos.



Proveedor

SOLICITE COMO PROVEEDOR



Facilidad

SOLICITE COMO FACILIDAD

¿Cómo se realiza el proceso? (Continuación)

- ✓ Comience la aplicación eligiendo:
 - ✓ *Line of Business*
 - ✓ Medicare Advantage (MMM)
 - ✓ MMM Multi health (Vital)
 - ✓ Medicare Advantage and Vital
 - ✓ *Credentialing Process*
 - ✓ Initial
 - ✓ Recredentialing
 - ✓ Change
- ✓ Luego, leer instrucciones cuidadosamente y seguir las
- ✓ En *Provider Identification & Demographic Data*, incluya:
 - ✓ *Provider Name*
 - ✓ *Rendering NPI number and Billing NPI Number*
 - ✓ *Tax ID Number and Email*
 - ✓ *Select your Speciality*

Line of Business:	* Select...	Credentialing Process:	Select...
-------------------	-------------	------------------------	-----------

Instructions:
Important: Please read all instructions and information before completing and signing this form. An incomplete form will not be accepted and processed. Please follow the instructions carefully. This standard form was developed by the MSO Provider Department. Below are the instructions to complete each section. Please complete all the sections that apply. We ask that all the information written here be as specific as possible. The form must be completed in its TOTALITY. Do not leave ANY question unanswered. If any question does not apply to you, write "Not Applicable" or "NA".

Provider Identification & Demographic Data:	
(1) Provider Name:	
*	
(2) Rendering NPI Number:	(3) Billing NPI Number:
*	*
(4) Tax ID Number:	(5) Email:
*	*
(6) Specialty:	* Select...

¿Cómo se realiza el proceso? (Continuación)

- ✓ En *Primary Location Address*, incluya:
 - ✓ *Primary Location Address – Address Line #1 (Address Line #2 is optional), City, State, Zip Code*
 - ✓ *Telephone, Extension, Fax, Office Hours, Accessibility Questions y Billing Name.*
- ✓ Luego, continúe en *Mailing Billing Address*, incluyendo:
 - ✓ *Location Address- Address line #1 (Address Line #2 is optional), City, State, Zip Code.*

Primary Location Address:				
(7) Address Line 1:	*		Opening Time	
(8) Address Line 2:			Day	Opening
(9) City:	*		(23) Monday	
(10) State:	*		(24) Tuesday	
(11) Zip Code:	*		(25) Wednesday	
(12) Telephone Number:	*	(13) Extension:	(26) Thursday	
(14) Fax Number:			(27) Friday	
(15) Accepting New Patients for Medicare Advantage:		*Select... ▼	(28) Saturday	
(16) Accepting New Patients for Medicaid:		*Select... ▼	(29) Sunday	
(17) Handicap Access:		*Select... ▼		
(18) Gender Limitation:		*Select... ▼		
(19) Age Limitation:	*Select... ▼	(20) Lowest Age:	(21) Highest Age:	
(22) Billing Name:	*			

Mailing/ Billing Address	
(30) Address Line 1:	*
(31) Address Line 2:	
(32) City:	*
(33) State:	*
(34) Zip Code:	*

¿Cómo se realiza el proceso? (Continuación)

- ✓ Llene la siguiente sección utilizando las guías establecidas por el *Program Integrity Plan* establecido por MSO de Puerto Rico, LLC (MSO)
- ✓ Marque el encasillado *Please check this box if the facility does not have a contracted Facility Director* si no le aplica.
- ✓ En los encasillados de *Facility Staff #1, #2, #3, #4*, incluya:
 - ✓ Posición
 - ✓ *Administrator*
 - ✓ *Biller*
 - ✓ *Secretary*
 - ✓ *Other Office Staff*
 - ✓ Apellido
 - ✓ Primer nombre
 - ✓ Segundo nombre
 - ✓ Teléfono y extensión
 - ✓ Idiomas
 - ✓ Etnicidad
 - ✓ Raza
 - ✓ Email

Please fill out this section completely, following the guidelines established in the Program Integrity Plan established by MSO of Puerto Rico, LLC (MSO) in compliance with the PR Health Insurance Administration (PRHIA).

Please check this box if the facility does not have a contracted Facility Director.

Facility Staff 1:	
(35) Position:	* Select...
(36) Last Name:	*
(37) First Name:	*
(38) Middle Name:	
(39) Phone Number:	* (40) Extension:
(41) Language Services Available:	Spanish <input type="checkbox"/> English <input type="checkbox"/> Other: <input type="checkbox"/>
(42) Ethnicity:	Hispanic or Latino <input type="checkbox"/> Not Hispanic or Latino <input type="checkbox"/> Declined <input type="checkbox"/>
(43) Race: (select one or more)	Black or African American <input type="checkbox"/> Native Hawaiian or Other Pacific Islander <input type="checkbox"/> White <input type="checkbox"/> Asian <input type="checkbox"/> American Indian or Alaska Native <input type="checkbox"/> Some other race <input type="checkbox"/> Declined <input type="checkbox"/>
(44) Email:	*

¿Cómo se realiza el proceso? (Continuación)

- ✓ En *Ownership and Conflict of Interest Disclosure Questions in compliance with the PR Health Insurance Administration*, haga lo siguiente:
 - ✓ Conteste preguntas con las opciones **Sí** o **No**, a la derecha de la pregunta.
 - ✓ Si la respuesta es **Sí**, ofrezca una explicación en el encasillado bajo la pregunta.

Ownership and Conflict of Interest (Discloser Questions) in compliance with the PR Health Insurance Administration (PRHIA-ASES).	
(75) Has any employee been convicted of a criminal offense under Medicare/Medicaid Programs? If yes, please explain:	*Sel... ▼
(76) Has there been a business transaction involving \$25,000 or more during the 12-month period ending the date of the submitted form? If yes, please explain:	*Sel... ▼
(77) Has/Have the individual(s) or Organization under current or former name or business identity, within the last ten years from the date of this statement, ever had a final adverse action/exclusion, revocation, suspension, conviction by any federal, state or local government program or agency (Ex. Medicare, Medicaid, Title V or XX). If yes, please explain:	*Sel... ▼
(78) Any significant business transactions between the provider and any wholly owned supplier, or between the provider and any subcontractor, during the 5-year period ending on the date of the request. If yes, please explain:	*Sel... ▼
(79) Has there been any restriction denial of Federal Financial Participation (FFP)? If yes, please explain:	*Sel... ▼

¿Cómo se realiza el proceso? (Continuación)

- ✓ En *Ownership Interest and/or Managing Control Information – (Organizational)*:
 - ✓ Marque *Please check this box if there is no ownership interest and/or managing control* si no le aplica.
 - ✓ Leer las guías antes de comenzar a llenar la sección.
 - ✓ Incluya:
 - ✓ *Legal Business Name, Doing Business As – DBA Name, Tax ID Number, NPI Number, Physical Address, Telephone Number and Fax Number.*
 - ✓ Contestar la pregunta *What is the above organizations' relationship with the applicant or Provider in section 1?* marcando todas las opciones que aplican. También hay opción de añadir un *other*.

OWNERSHIP INTEREST AND/OR MANAGING CONTROL INFORMATION - (ORGANIZATIONAL)

Please check this box if there is no ownership interest and/or managing control.

Please fill out this section completely, following the guidelines established in the Program Integrity Plan set by MSO of Puerto Rico, LLC (MSO) in compliance with the PR Health Insurance Administration (PRHIA-ASES).

All organizations that have any of the following must report:

- 1) All persons who have a 5 percent or greater (direct or indirect) ownership interest in the supplier.
- 2) Applicant or provider ONLY IF the supplier, applicant or provider is a corporation (whether for-profit or non-profit).
- 3) All officers and directors of the supplier, applicant or provider.
- 4) All managing employees of the supplier, applicant or provider (including secretary, reception, among others).
- 5) Supplier, applicant or provider. All of those who have managing control.
- 6) All individuals with a partnership interest in the supplier, applicant or provider, regardless of the percentage of ownership the partner has; and
- 7) Authorized delegate officials.

In general, Owning/Managing organizations belong to one of the following categories:

- 1) Corporations (including non-profit corporations)
- 2) Partnerships and Limited Partnerships (as indicated above)
- 3) Limited Liability Companies
- 4) Charitable and/or Religious organizations
- 5) Governmental and/or Tribal organizations

*An owner may also be a managing employee 42 CFR § 455.104, 42 CFR § 455.105, 42 CFR § 455.106.

(80) Legal Business Name (As reported to Department of State) *

(81) Doing Business As - DBA Name (if applicable): *

(82) Tax ID Number: * (83) NPI Number: *

(84) Physical Address: *

(85) Telephone Number: * (86) Fax Number: *

(87) What is the above organization's relationship with the applicant or provider in section 1?

5% or more direct ownership interest

5% or more indirect ownership interest

Managing Employee (W-2)

Partner

Directly exercises operational control over day-to-day operations.

Contracted Managing Employee

Indirectly exercises operational control over day-to-day operations.

Director/Officer

Indirectly has managerial control over day-to-day operations.

Directly has managerial control over day-to-day operations.

Other specify:

¿Cómo se realiza el proceso? (Continuación)

- ✓ En *Ownership Interest and/or Managing Control Information - (Individuals)*:
 - ✓ Si no le aplica, marque *Please check this box if there is no ownership interest and/or managing control*.
 - ✓ Leer las instrucciones antes de continuar.
 - ✓ Este paso le aparecerá tres (3) veces. Incluya:
 - ✓ Nombre, segundo nombre, primer apellido, segundo apellido y *rendering NPI*.
 - ✓ Luego, marcar todas las opciones que apliquen en la pregunta *Check all applicable to those having Ownership interest and/or Managing Control with the applicant or provider*.

Please check this box if there is no ownership interest and/or managing control.

(88) First Name	(89) Middle Name	(90) Last Name	(91) Second Last Name	(92) Rendering NPI
*		*		*

(93) Check all applicable to those having Ownership Interest and/or Managing Control with the applicant or provider:

<input type="checkbox"/> 5% or more direct ownership interest	<input type="checkbox"/> 5% or more indirect ownership interest
<input type="checkbox"/> Managing Employee (W-2)	<input type="checkbox"/> Partner
<input type="checkbox"/> Directly exercises operational control over day-to-day operations.	<input type="checkbox"/> Contracted Managing Employee
<input type="checkbox"/> Indirectly exercises operational control over day-to-day operations.	<input type="checkbox"/> Director/Officer
<input type="checkbox"/> Indirectly has managerial control over day-to-day operations.	<input type="checkbox"/> Directly has managerial control over day-to-day operations.
<input type="checkbox"/> Other specify:	

Please check this box if there is no ownership interest and/or managing control.

(94) First Name	(95) Middle Name	(96) Last Name	(97) Second Last Name	(98) Rendering NPI
*		*		*

(99) Check all applicable to those having Ownership Interest and/or Managing Control with the applicant or provider:

<input type="checkbox"/> 5% or more direct ownership interest	<input type="checkbox"/> 5% or more indirect ownership interest
<input type="checkbox"/> Managing Employee (W-2)	<input type="checkbox"/> Partner
<input type="checkbox"/> Directly exercises operational control over day-to-day operations.	<input type="checkbox"/> Contracted Managing Employee
<input type="checkbox"/> Indirectly exercises operational control over day-to-day operations.	<input type="checkbox"/> Director/Officer
<input type="checkbox"/> Indirectly has managerial control over day-to-day operations.	<input type="checkbox"/> Directly has managerial control over day-to-day operations.
<input type="checkbox"/> Other specify:	

¿Cómo se realiza el proceso? (Continuación)

- ✓ En *Ownership Interest and/or Managing Control Information- (Individuals)*
 - ✓ Si no le aplica, marque *Please check this box if there is no ownership interest and/or managing control.*
 - ✓ Luego, marque todas las opciones que apliquen en *Check all applicable to those having Ownership interest and/or Managing Control with the applicant or provider.*
 - ✓ Si no le aplica, marque *Please check this box if there is no ownership interest and/or managing control.*
 - ✓ Luego, marque todas las opciones que apliquen en *Check all applicable to those having Ownership interest and/or Managing Control with the applicant or provider.*
 - ✓ Si no le aplica, marque *Please check this box if there is no ownership interest and/or managing control.*
 - ✓ Luego, marque todas las opciones que apliquen en *Check all applicable to those having Ownership interest and/or Managing Control with the applicant or provider.*

Please check this box if there is no ownership interest and/or managing control.

(94) First Name	(95) Middle Name	(96) Last Name	(97) Second Last Name	(98) Rendering NPI
*		*		*

(99) Check all applicable to those having Ownership Interest and/or Managing Control with the applicant or provider:

<input type="checkbox"/> 5% or more direct ownership interest	<input type="checkbox"/> 5% or more indirect ownership interest
<input type="checkbox"/> Managing Employee (W-2)	<input type="checkbox"/> Partner
<input type="checkbox"/> Directly exercises operational control over day-to-day operations.	<input type="checkbox"/> Contracted Managing Employee
<input type="checkbox"/> Indirectly exercises operational control over day-to-day operations.	<input type="checkbox"/> Director/Officer
<input type="checkbox"/> Indirectly has managerial control over day-to-day operations.	<input type="checkbox"/> Directly has managerial control over day-to-day operations.
<input type="checkbox"/> Other specify:	

¿Cómo se realiza el proceso? (Continuación)

- ✓ En *Insurance Company Information – Enclose a Copy of Certificate*, incluya:
 - ✓ *Insurance carrier, coverage type, unlimited (yes or no), coverage, original effective date, from date, expiration date, policy number, and attach document.*
- ✓ En *Medicaid Number*, incluya:
 - ✓ *Medicaid Number or ATN and attach a copy.*
- ✓ En *Tax ID (IRS)*, incluya:
 - ✓ *Attach Document*
- ✓ En *Medicare Number*.
 - ✓ Si no le aplica, marque *Please check this box if not apply.*
 - ✓ Incluya:
 - ✓ *Medicare number and attached document.*

The screenshot shows a web form with several sections. The top section is titled "Insurance Company Information – Enclose a Copy of Certificate" and contains fields for (76) Insurance Carrier, (77) Coverage Type, (78) Unlimited, (79) Coverage, (80) Original Effective Date, (81) From Date, (82) Expiration Date, (83) Policy Number, and (84) Attach Document. The (84) Attach Document field has a red asterisk and a button labeled "Click to Attach 84_ATT". The middle section is titled "Medicaid Number" and contains fields for (85) Medicaid Number or ATN and (86) Attach Document, with a red asterisk and a button labeled "Click to Attach Copy". The bottom section is titled "Tax ID (IRS)" and contains a field for (87) Attach Document with a button labeled "Click to Attach File Attachment 6". Below this is a checkbox labeled "PLEASE CHECK THIS BOX IF NOT APPLY". The final section is titled "Medicare Number" and contains fields for (88) Medicare Number and (89) Attach Document, with a red asterisk and a button labeled "Click to Attach File Attai". Below this is another checkbox labeled "PLEASE CHECK THIS BOX IF NOT APPLY". Orange circles highlight the "Click to Attach 84_ATT" button, the "Click to Attach File Attachment 6" button, and the "Click to Attach File Attai" button.

¿Cómo se realiza el proceso? (Continuación)

- ✓ En Certificado de Incorporación:
 - ✓ Si no le aplica, marque *Please check this box if not apply.*
 - ✓ Incluya:
 - ✓ *Attach Document*
- ✓ En SARAFS/Departamento de Salud:
 - ✓ Si no le aplica, marque *Please check this box if not apply.*
 - ✓ Incluya:
 - ✓ *License Number, from date and Expiration date.*
 - ✓ *Attach Document*

The image shows two sections of a web form. The top section is titled 'Certificado de Incorporación' and includes a checkbox labeled 'Please check this box if not apply' and a field for '(126) Attach Document' with a 'Click to Attach Copy of Fil...' button. The bottom section is titled 'SARAFS/ Departamento de Salud' and includes a similar checkbox, and fields for '(127) License Number', '(128) From Date', and '(129) Expiration Date', each with a red asterisk. Below these is a field for '(130) Attach Document' with a 'Click to Attach Copy of Fil...' button.

¿Cómo se realiza el proceso? (Continuación)

- ✓ En *DEA*:
 - ✓ Si no le aplica, marque *Please check this box if not apply.*
 - ✓ Incluya:
 - ✓ *License Number, from date and Expiration date.*
 - ✓ *Attach Document*
- ✓ En *ASSMCA*
 - ✓ Si no le aplica, marque *Please check this box if not apply.*
 - ✓ Incluya:
 - ✓ *License Number, from date and Expiration date.*
 - ✓ *Attach Document*
- ✓ Hay un encasillado adicional para añadir más documentos, si fuera necesario.

PLEASE CHECK THIS BOX IF NOT APPLY

DEA

(107) License Number * (108) From Date * (109) Expiration Date *

(100) Attach Document * Click to Attach File Attachment II

PLEASE CHECK THIS BOX IF NOT APPLY

ASSMCA

(101) License Number * (102) From Date * (103) Expiration Date *

(102) Attach Document * Click to Attach File Attachment I2

ADDITIONAL DOCUMENTS

(104) Attach Document Click to Attach File Attachment I3

(105) Attach Document Click to Attach File Attachment I4

(106) Attach Document Click to Attach File Attachment I5

¿Cómo se realiza el proceso? (Continuación)

- ✓ En *Hospital Information*:
 - ✓ Si no le aplica, marque *Please check this box if not apply*.
 - ✓ Luego, seleccione todas las opciones que le apliquen, enlace documentos y licencias necesarias, y responda las preguntas con **Sí** o **No**, a la derecha.
- ✓ En *Clinical Pathological Laboratory- Skilled Nursing Facility*:
 - ✓ Si no le aplica, marque *Please check this box if not apply*.
 - ✓ Luego, llene los encasillados y responda las preguntas con **Sí** o **No**, a la derecha.
 - ✓ Si la respuesta a la tercera pregunta es **sí**, incluya los lugares en los encasillados bajo esta.

The screenshot shows a web form titled "Hospital Information". At the top, it says "Check all that apply." and "PLEASE CHECK THIS BOX IF NOT APPLY." Below this are several rows of checkboxes and labels: (107) Anesthesiology, (108) Outpatient, (109) Inpatient, (110) Emergency Room, (111) Inpatient and Outpatient (Number of Beds), (112) Laboratory (Pathology), (113) CLIA #, (114) CLIA Document Copy: Click to Attach 92_CLIADC, (115) Expiration Date, (116) Physical Therapy, (117) Transportation, (118) Radiology (with sub-labels for .docx, Radiology Machine License Expiration Date, and (119) Expiration Date), and (120) Radiology Machine Licenses: (a table with 6 rows and 2 columns). At the bottom, there are three questions: (121) Do you serve as a provider in the Medicaid Program?, (122) Is your office computerized?, and (123) Does your facility have Internet access?, each with a "Yes" dropdown menu. Red boxes highlight the "PLEASE CHECK THIS BOX IF NOT APPLY." instruction, the checkboxes for (107) through (110), the "Click to Attach 92_CLIADC" link, the "Expiration Date" field, the "Radiology Machine Licenses" table, and the "Yes" dropdown menus for questions (121), (122), and (123).

¿Cómo se realiza el proceso? (Continuación)

- ✓ En *Clinical Pathological Laboratory- Skilled Nursing Facility*:
 - ✓ Si no le aplica, marque *Please check this box if not apply*.
 - ✓ Llene los encasillados e incluya copia de documento de CLIA.
 - ✓ Conteste preguntas #128-#130 con **Sí** o **No**. Estas opciones están a la derecha de la pregunta.
 - ✓ Si la respuesta a la pregunta #130 es **Sí**, enliste los lugares en los encasillados que dicen *Town List*.
- ✓ En *Radiology Machine License*, incluya:
 - ✓ Llene los encasillados de DOH Radiology Machine License y la fecha de expiración.
 - ✓ Incluya enlace a las licencias.

The image shows two screenshots of a web form. The top screenshot is for a 'Clinical/Pathological Laboratory - Skilled Nursing Facility'. It includes a 'PLEASE CHECK THIS BOX IF NOT APPLY' checkbox, a '(124) Laboratory (Pathology)' field, a '(125) CLIA #' field, a '(126) CLIA Document Copy' field with a 'Click to Attach 104_CLIA DOC' link, and an '(127) Expiration Date' field. Below these are three questions: '(128) Do you serve as a provider in the Medicaid (Vital) Program?', '(129) Do you make appointments?', and '(130) Do you perform Home Visits?'. To the right of these questions are three dropdown menus labeled 'Sí' and 'No'. Below the questions is a '(131) Town list' section with six numbered input fields. The bottom screenshot is for a 'Radiology Facility with Mammogram Only'. It includes a 'PLEASE CHECK THIS BOX IF NOT APPLY' checkbox, a '(132) DOH Radiology Machine License' field, and a '(133) Expiration Date' field. Below these is a '(134) Radiology Machine License' section with six numbered input fields, each with a 'Click to Attach' link (e.g., 'Click to Attach 7_RADIOLOGY').

¿Cómo se realiza el proceso? (Continuación)

- ✓ En *DME & DMEPOS*:
 - ✓ Si no le aplica, marque *Please check this box if not apply*.
 - ✓ Luego, llene los encajillados e incluya copia de licencia y *commission accreditation copy*.
- ✓ En la sección de *Ambulance/Non Emergency Transport*:
 - ✓ Si no le aplica, marque *Please check this box if not apply*.
 - ✓ Incluya:
 - ✓ *VIN number, license number, expiration date* y el *license copy* de cada vehículo de transportación.
- ✓ En la siguiente sección:
 - ✓ Si no le aplica, marque *Please check this box if not apply*.
 - ✓ Incluya:
 - ✓ Licencias y fechas de expiración para cada vehículo de transportación.

The image shows a screenshot of a registration form with three main sections. The first section is titled "DME & DMEPOS" and contains several checkboxes and input fields. The second section is titled "AMBULANCE/ NON EMERGENCY TRANSPORT" and contains a table for listing vehicles. The third section is titled "Please provide the following information for certified vehicles" and contains a table for listing vehicle licenses. Red boxes highlight specific areas in each section.

DME & DMEPOS Section:

- PLEASE CHECK THIS BOX IF NOT APPLY
- (135) DOH License Number to dispense Medications (If Applicable)
License Number: [] Expiration Date: [] Copy of License: [Click to Attach T14](#)
- (136) DOH License Number to Operate Practice (If Applicable)
License Number: [] Expiration Date: [] Copy of License: []
- (137) Surety Bond (500,000 or over according with CHS's rule, must not be expired)
(138) Expiration Date: [] (139) Surety Bond Copy: []
- (140) Check if DME Manufactures own Products and Malpractice coverage includes General Liability including products, operations, Professional Liability and limits of at least \$300,000. (Policy must not be expired)
- (141) Joint Commission Accreditation - JCAHCO (must not be expired)
- (142) Commission Accreditation Copy: [Click to Attach CommissionAccred](#) (143) Expiration date: []

AMBULANCE/ NON EMERGENCY TRANSPORT Section:

List Vehicle Identification Number (VIN), license plate number and expiration date for each transportation vehicle from Department of Health (DOH) Certificate.

VIN Number:	License Number:	Expiration Date:	License Copy:
[]	[]	[]	[]

Vehicle License Section:

(144) Please provide the following information for certified vehicles: License, expiration date for each transportation vehicle

Authorization Number:	Expiration Date:
[]	[]

¿Cómo se realiza el proceso? (Continuación)

- ✓ En *Disclosure questions*, conteste las preguntas con **Sí** o **No**.
 - ✓ Si la respuesta es **Sí**, explique en el encasillado bajo la pregunta.
- ✓ Leer completamente el *Provider Attestation & Information Release* antes de continuar con la siguiente sección.

Provider Attestation & Information Release

I hereby certify that all information provided on this application and its attachments is correct and current to the best of my knowledge. I acknowledge that I have been informed of my right to review primary source verification information obtained by MSO of Puerto Rico, LLC (MSO) in compliance with regulatory requirements, and to correct erroneous information submitted in support of this credentialing application. I understand that MSO will notify me of any information obtained during the credentialing process that varies substantially from the information provided herein. I understand that falsification of information from this application may result in rejection of my request for initial/continued participation in the Provider Network (the "Network") administered by MSO, and Payers that contract with the Network.

Disclosure Questions

(145) Has your license and/or certifications ever been revoked or have any restrictions or modifications ever been assessed against it/them? * 1

If yes, please explain:

(146) Has your facility ever had a malpractice suit? * 1

If yes, please explain:

(147) Has your malpractice coverage ever been restricted or limited? *

If yes, please explain:

(148) Has your facility ever been found to have quality measure deficiencies? * 1

If yes, please explain:

(149) Has your facility ever been found to have healthcare deficiencies? *

If yes, please explain:

(150) Does the company currently have a malpractice suit filed against it? *

If yes, please explain:

(151) Have you ever been the subject of an investigation or have you ever been suspended or otherwise restricted from participating in any private, state or federal health insurance program, such as Medicare or Medicaid? * 1

If yes, please explain:

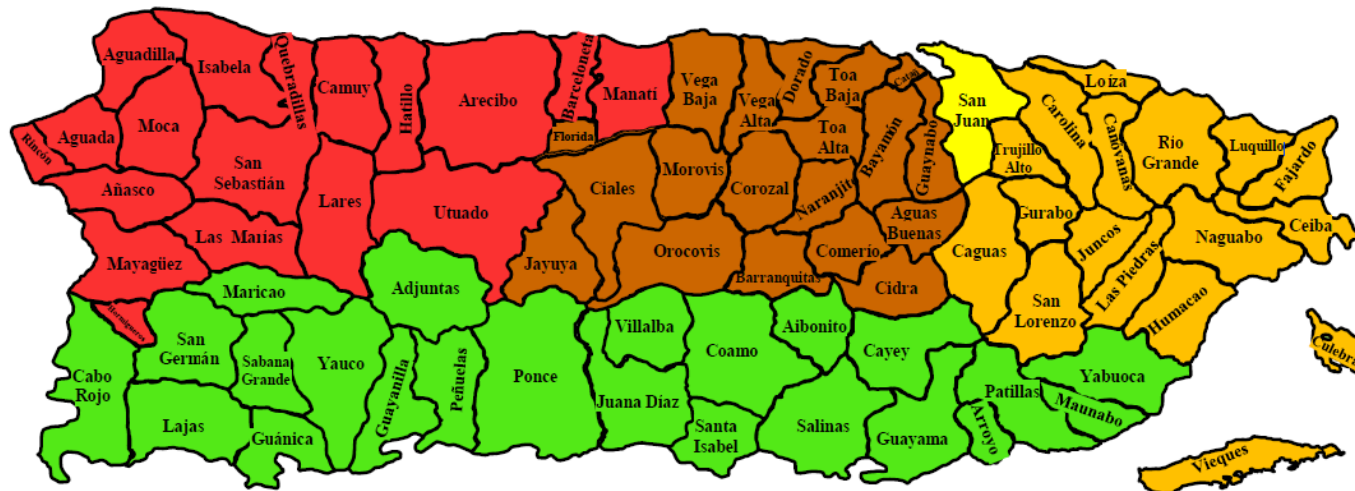
¿Cómo se realiza el proceso? (Continuación)






- ✓ Escribir su nombre en *Applicant Signature*.
- ✓ Recuerde que, al pulsar *click to sign*, recibirá un correo electrónico de Adobe para confirmar y enviar la aplicación completada.

Form will be returned if section is not filled out:

Applicant Signature: * Click here to sign	Date: Jul 16, 2021
Authorized Name* [Redacted]	Title Print: [Redacted]
<small>If you need to verify the documents in your file, or you wish to check on the status of your application, feel free to contact our Credentialing Department at credentialinghelpdesk@mso-pr.com</small>	<small>Please mail application to the following address: Credentialing Department PO Box 71500 San Juan, PR 00936 Fax: 787-625-3374</small>

Credentialing Staff



- | | | | | | |
|---|---|---|---|---|------------------------------------|
|  | Keishla Cintrón Algarin
787-460-4518 |  | Charleen Sevilla Figueroa
787-918-5623 |  | Yaislin Ruiz Ramos
787-309-6181 |
|  | Luis Sierra Rosado
Cel. 787-309-8128 |  | Cathyana Ortega Sierra
787-370-1432 | | |

www.mso-pr.com

PO BOX 71500 SAN JUAN PR 00936

M^{SO}
HOLDINGS

¿Aún tiene dudas sobre el proceso?

- Si necesita actualizar alguna credencial vencida para mantener su expediente al día, envíe la información a: **CredentialingUpdates@mso-pr.com**.
- Puede comunicarse a través del app InnovaMD Chat al seleccionar la opción **Credenciales**.
- De necesitar información adicional, llame a Servicios al Proveedor al:
 - **787-993-2317 (Área Metro)**
 - **1-866-676-6060 (Libre de cargos)**

M&O | HOLDINGS

www.mso-pr.com

PO BOX 71500 SAN JUAN PR 00936
